

Scaled data based on original data using
LM-79-08 Approved Method: Electrical and Photometric Measurements of Solid-
State Lighting Products

Test Report Prepared for
Cooper Lighting Solutions
(formerly Eaton)

Brand: McGRAW-EDISON

Report Number: P594955

Luminaire Tested: **IST-PA1A-735-U-5WQ**

Issue Date: 3/22/2022

Test Information

Test Method: LM-79-08
Report Number: P594955
TEST IS SCALED FROM IESNA LM-79-08 TEST DATA (G1-2201-510-14)
Test Lab: INNOVATION CENTER
Issue Date: 3/22/2022
Manufacturer: COOPER LIGHTING SOLUTIONS (FORMERLY EATON)
Product Line: McGRAW-EDISON
Catalog Number: IST-PA1A-735-U-5WQ
Description: IMPACT ELITE LED TRAPEZOID LUMINAIRE
(1) 70 CRI, 3500K, 350mA LIGHT ENGINE WITH 24 LEDS AND TYPE V WIDE OPTICS
Light Source: -
Ballast/Driver: ELECTRONIC DRIVER

Summary

Lumens per Lamp: N/A
Luminaire Lumens: 3918 lumens
Efficiency: N/A
Efficacy: 136.0 lumens/watt
Luminous Opening: Rectangular (W 0.75' x L: 0.5' x H: 0')
IES Classification: Type V - Medium
BUG Rating: B3 - U0 - G1

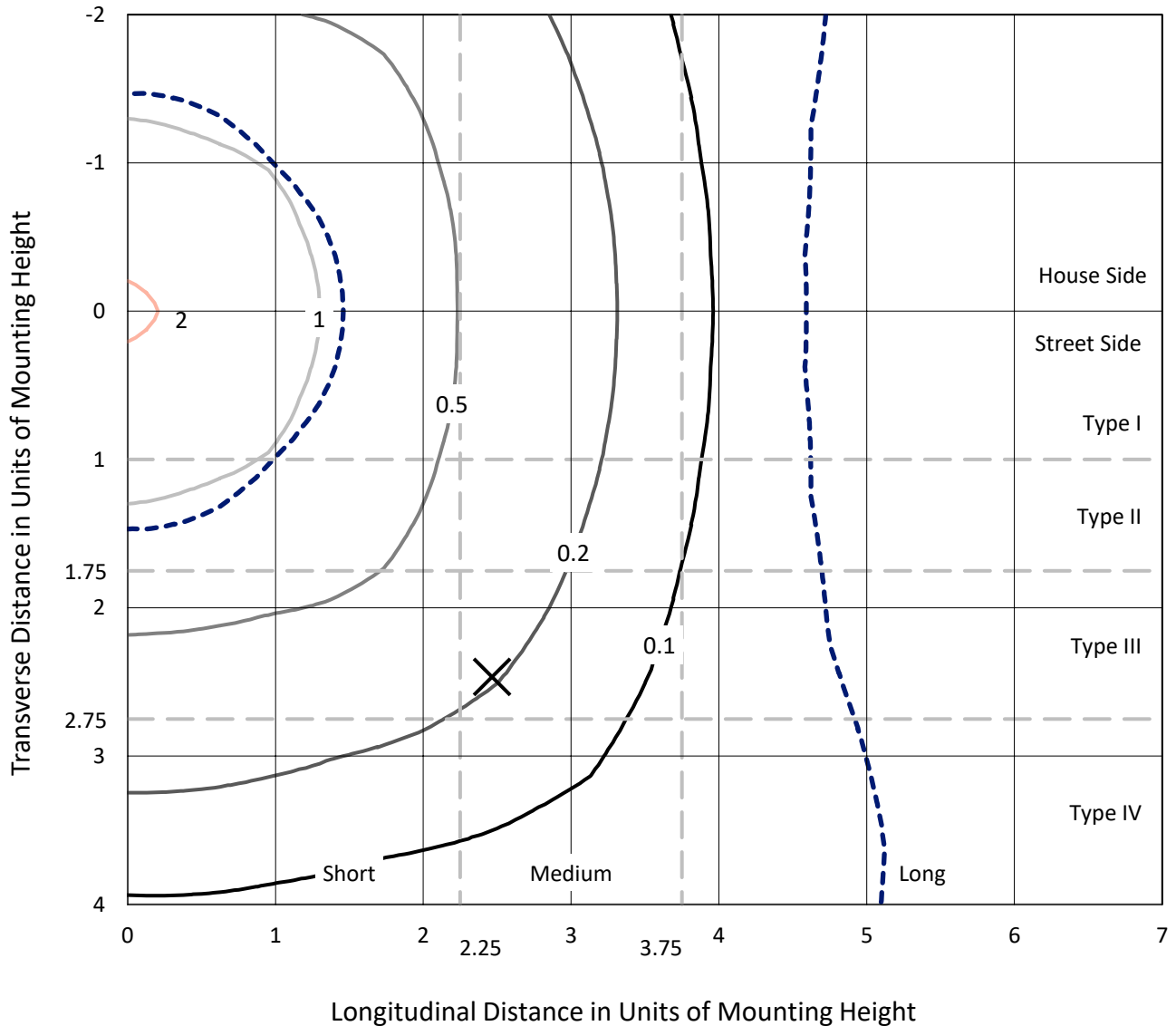
Input Watts (W): 28.8
Input Voltage (V): NR
Input Current (Ain): NR
Voltage Rise (V): NR
Power Factor: NR
Total Harmonic Distortion (THDi): NR
Frequency (hertz): 60
Stabilization Time: NR
Operation Time: NR
Ambient Temperature (°C): NR
Test Distance: 28.75 FT



REPORT NUMBER: P594955
 CATALOG NUMBER: IST-PA1A-735-U-5WQ

Iso-Footcandle Lines of Horizontal Illumination

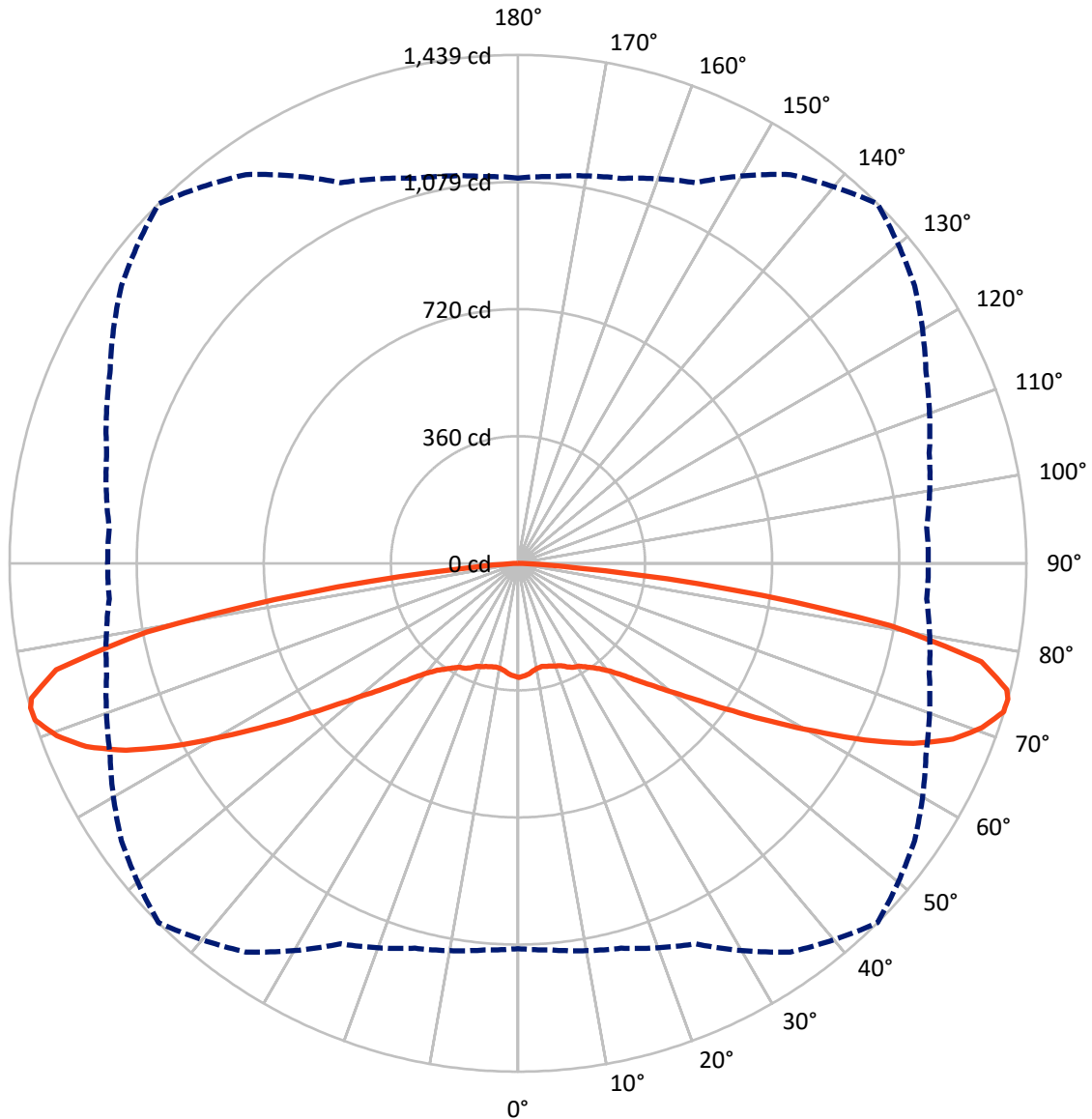
× Max cd
 - - - 1/2 Max cd



Based on 12 foot mounting height. Maximum calculated value = 2.2 fc
 Type V - Medium - N/A

REPORT NUMBER: P594955
CATALOG NUMBER: IST-PA1A-735-U-5WQ

Luminous Intensity Polar Plot



— Vertical Plane Through 45-Deg Lateral - - - Horizontal Cone Through 74-Deg Vertical

REPORT NUMBER: P594955
 CATALOG NUMBER: IST-PA1A-735-U-5WQ

FLUX DISTRIBUTION:

		Downward	Upward	Total
House Side	Lumens	1959.0	0.0	1959.0
	% Fixture	50.0	0.0	50.0
Street Side	Lumens	1959.0	0.0	1959.0
	% Fixture	50.0	0.0	50.0
Total	Lumens	3918.0	0.0	3918.0
	% Fixture	100.0	0.0	100.0

ZONAL LUMENS:

Zone	Lumens	% Fixture
0°-10°	29.6	0.8
10°-20°	86.8	2.2
20°-30°	149.9	3.8
30°-40°	229.6	5.9
40°-50°	373.5	9.5
50°-60°	647.8	16.5
60°-70°	1072.8	27.4
70°-80°	1160.7	29.6
80°-90°	167.3	4.3
90°-100°	0.0	0.0
100°-110°	0.0	0.0
110°-120°	0.0	0.0
120°-130°	0.0	0.0
130°-140°	0.0	0.0
140°-150°	0.0	0.0
150°-160°	0.0	0.0
160°-170°	0.0	0.0
170°-180°	0.0	0.0
0°-90°	3918.0	100.0
0°-180°	3918.0	100.0

Coefficient of Utilization



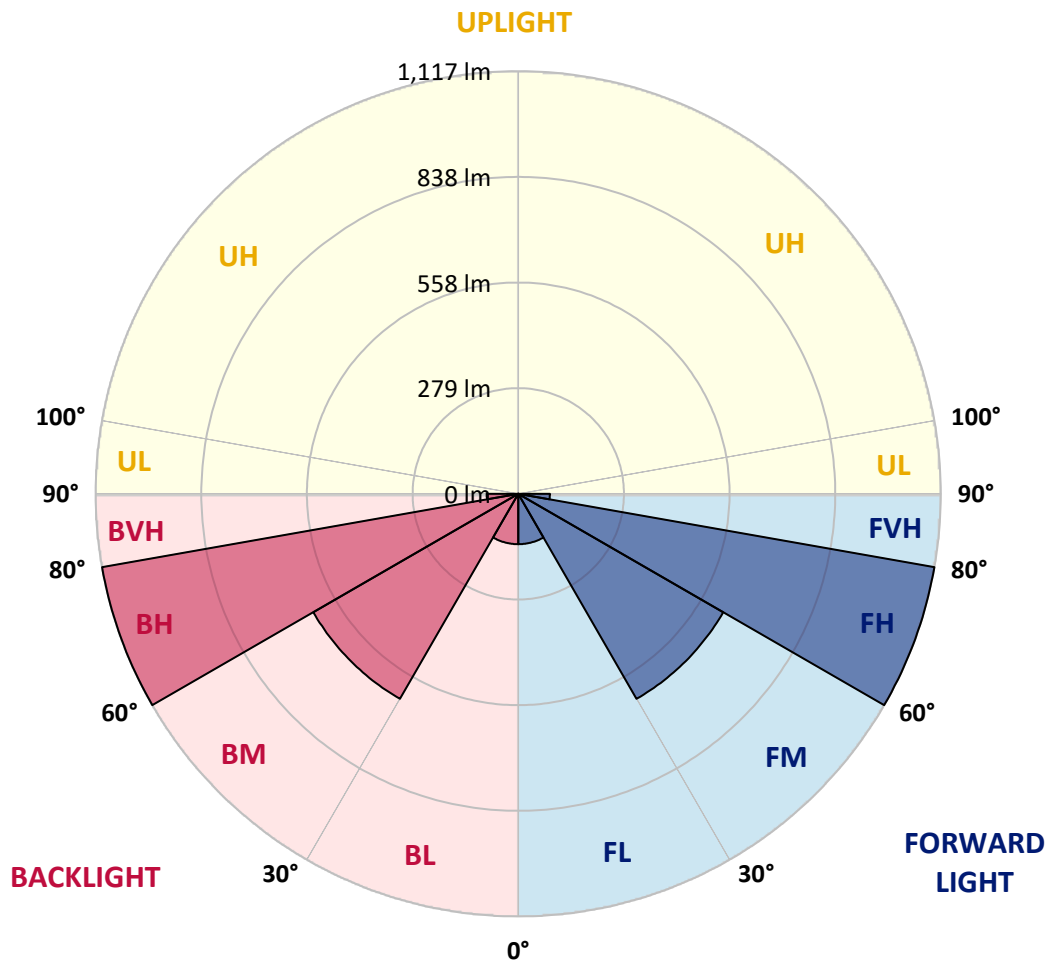
REPORT NUMBER: P594955
 CATALOG NUMBER: IST-PA1A-735-U-5WQ

LUMINAIRE CLASSIFICATION SYSTEM LUMEN TABLE AND BUG RATING:

Zone	Lumens	% Fixture	Zone Rating/Lumen Limit		
			B	U	G
FL (0°-30°)	133.2	3.4			
FM (30°-60°)	625.4	16.0			
FH (60°-80°)	1116.8	28.5			G1/1800
FVH (80°-90°)	83.6	2.1			G1/100
BL (0°-30°)	133.2	3.4	B1/500		
BM (30°-60°)	625.4	16.0	B1/1000		
BH (60°-80°)	1116.8	28.5	B3/2500		G1/1800
BVH (80°-90°)	83.6	2.1			G1/100
UL (90°-100°)	0.0	0.0		U0/0	
UH (100°-180°)	0.0	0.0		U0/0	

BUG Rating: B3-U0-G1

Type V Medium





REPORT NUMBER: P594955
 CATALOG NUMBER: IST-PA1A-735-U-5WQ

CANDELA DISTRIBUTION (FULL):

	0°	5°	15°	25°	35°	45°	55°	65°	75°	85°	90°
0°	323.2	323.2	323.2	323.2	323.2	323.2	323.2	323.2	323.2	323.2	323.2
2.5°	318.6	319.5	319.5	318.6	319.5	319.5	319.5	320.4	319.5	321.4	320.4
5°	313.9	313.9	314.8	313.9	313.9	313.9	313.9	315.8	314.8	316.7	314.8
7.5°	306.5	306.5	306.5	306.5	307.4	307.4	307.4	309.3	309.3	309.3	308.3
10°	304.6	303.7	303.7	301.8	301.8	301.8	300.9	303.7	304.6	306.5	305.5
12.5°	305.5	305.5	303.7	301.8	300.9	299.9	299.9	302.7	305.5	306.5	306.5
15°	309.3	309.3	306.5	302.7	302.7	302.7	301.8	302.7	307.4	309.3	307.4
17.5°	312.0	311.1	308.3	306.5	306.5	305.5	305.5	305.5	308.3	311.1	311.1
20°	316.7	316.7	313.0	311.1	311.1	310.2	309.3	308.3	311.1	314.8	313.9
22.5°	323.2	321.4	318.6	316.7	315.8	314.8	313.0	313.9	315.8	318.6	318.6
25°	327.9	327.9	325.1	324.2	325.1	325.1	322.3	320.4	321.4	324.2	324.2
27.5°	329.7	329.7	327.9	327.9	331.6	333.5	329.7	326.0	324.2	326.9	326.0
30°	337.2	337.2	335.3	334.4	337.2	338.1	336.3	333.5	332.5	335.3	334.4
32.5°	350.2	349.3	346.5	343.7	344.6	349.3	345.6	344.6	344.6	347.4	348.4
35°	365.1	363.3	360.5	357.7	358.6	363.3	359.5	359.5	360.5	364.2	364.2
37.5°	386.6	384.7	381.0	374.5	373.5	379.1	378.2	379.1	382.8	384.7	386.6
40°	409.8	408.9	404.3	398.7	397.7	401.5	402.4	404.3	408.0	409.8	410.8
42.5°	443.4	441.5	434.1	428.5	427.5	432.2	434.1	435.9	440.6	442.5	444.3
45°	484.4	483.4	475.1	468.5	465.7	472.3	472.3	474.1	478.8	482.5	482.5
47.5°	529.1	528.1	521.6	514.2	515.1	519.8	518.8	519.8	523.5	527.2	530.0
50°	579.4	576.6	569.1	567.3	571.9	576.6	572.9	571.9	577.5	579.4	578.4
52.5°	634.3	631.5	627.8	627.8	639.0	647.4	644.6	636.2	636.2	635.3	634.3
55°	699.5	697.7	696.7	701.4	720.0	736.8	726.6	710.7	704.2	700.5	702.3
57.5°	767.5	762.9	771.3	781.5	818.8	843.0	827.2	797.3	788.0	780.6	776.9
60°	836.5	834.6	846.7	870.9	924.0	965.0	943.6	894.2	877.5	860.7	860.7
62.5°	903.5	901.7	919.4	956.6	1040.5	1101.0	1061.9	999.5	966.9	941.7	938.0
65°	984.6	981.8	1001.3	1041.4	1153.2	1229.5	1180.2	1098.2	1059.1	1024.6	1020.0
67.5°	1050.7	1050.7	1076.8	1126.2	1248.2	1328.3	1266.8	1196.0	1150.4	1115.0	1111.3
70°	1114.0	1119.6	1139.2	1187.6	1320.8	1393.5	1337.6	1274.3	1233.3	1197.9	1194.2
72.5°	1141.1	1148.5	1168.1	1215.6	1352.5	1437.3	1372.1	1299.4	1255.6	1220.2	1215.6
74°	1090.8	1099.1	1128.0	1188.6	1343.2	1439.1	1370.2	1274.3	1205.3	1161.6	1161.6
75°	1033.9	1045.1	1079.6	1144.8	1323.6	1428.9	1350.6	1234.2	1138.3	1087.0	1089.8
77.5°	797.3	821.6	858.8	961.3	1187.6	1341.3	1200.7	990.2	836.5	760.1	758.2
80°	227.3	260.8	345.6	573.8	902.6	1068.4	882.1	585.9	413.6	314.8	302.7
82.5°	55.0	64.3	88.5	162.1	385.6	603.6	436.9	191.9	115.5	75.4	60.5
85°	23.3	25.1	40.1	55.9	106.2	160.2	101.5	65.2	47.5	21.4	20.5
87.5°	8.4	9.3	14.9	14.9	22.4	13.0	23.3	15.8	16.8	5.6	5.6
90°	0.0	0.0	0.0	0.0	0.0	0.0	0.0	0.0	0.0	0.0	0.0

(END OF REPORT)